


GM 6120

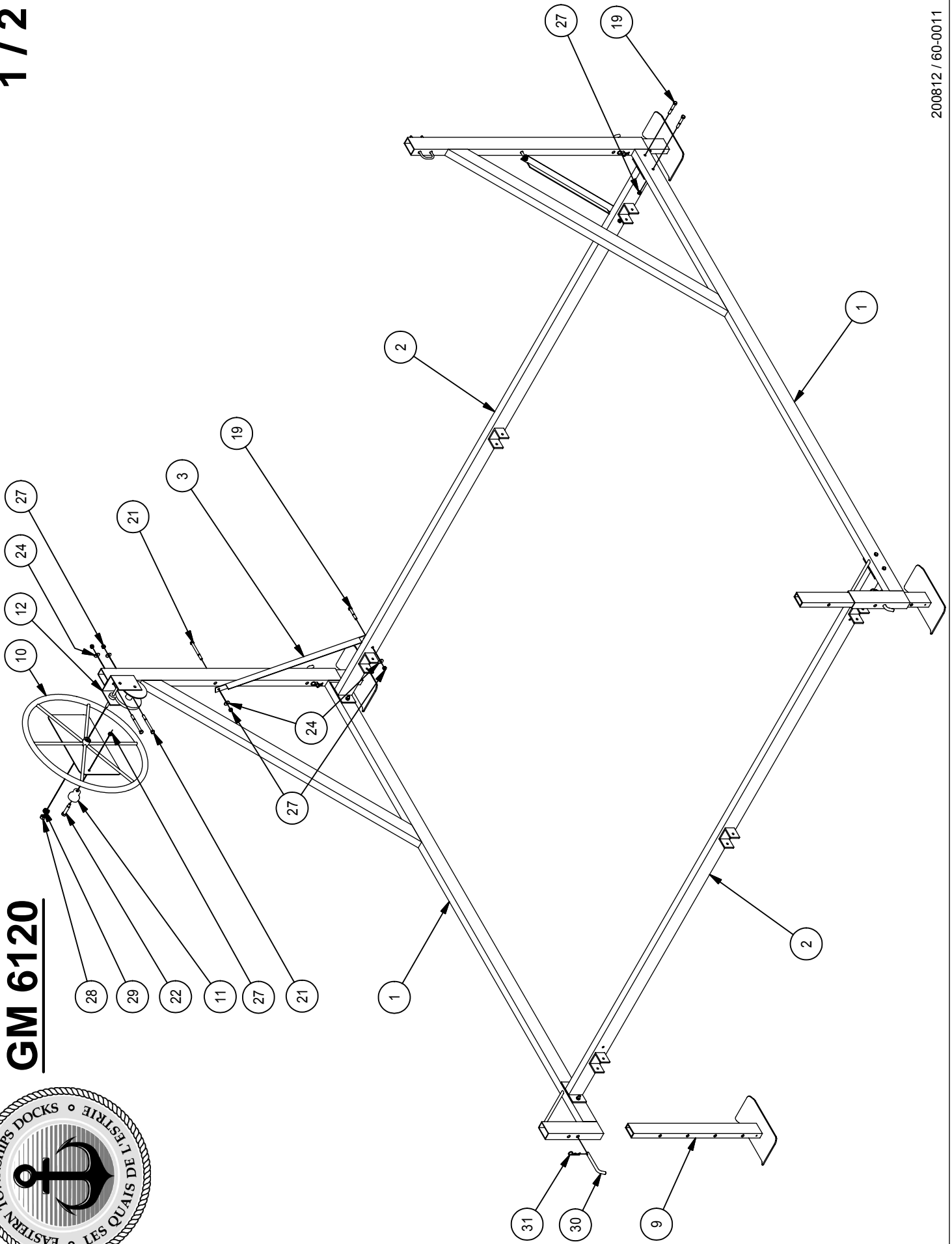
STRUCTURE PRINCIPALE / MAIN FRAME (60-0011) (Novembre 2012)


ITEM	NO	PIÈCES	PARTS	QTÉ.
1	40-0010	Structure de Côté	Side frame	2
2	40-0011	Structure Avant & Arrière	Front & Back frame	2
3	21-3003	Stabilisateur Secondaire	Secondary brace	2
4	40-0006	Structure en "H"	"H" frame	2
5	40-0012	Structure du Lit (Avant)	Bunks frame (Front)	1
6	40-0013	Structure du Lit (Arrière)	Bunks frame (Back)	1
7	20-3026	Tube	Tube	2
8	58-0002	Lit 2" x 6" x 10'	Bunks 2" x 6" x 10'	2
9	40-2001	Patte	Leg	4
10	40-3001	Roue du Treuil	Wheel for winch	1
11	21-3011	Poignée de Roue	Spinner knob	1
12	30-1002	Treuil "DLB-1200"	Winch "DLB-1200"	1
13	58-0004	Poulie	Pulley	2
14	30-2003	Cable	Cable	1
15	21-3013	Tube 1.25"	Spacer 1.25"	2
16	31-1007	Manille	Shackle	2
17	31-1001	Boulon œil 3/8 x 2.5"	Eye bolt 3/8 x 2.5"	2
18	31-1003	Boulon en "U" 3/8 x 1.5 pipe	"U" bolt 3/8 x 1.5 pipe	1
19	31-0209	Boulon Hexagon 3/8-16 x 2-1/2"	Hexagon bolt 3/8-16 x 2-1/2"	18
20	31-0213	Boulon Hexagon 3/8-16 x 3-1/2"	Hexagon bolt 3/8-16 x 3-1/2"	12
21	31-0215	Boulon Hexagon 3/8-16 x 4"	Hexagon bolt 3/8-16 x 4"	4
22	31-1010	Boulon à Épaulement 1/2 x 1-3/4"	Shoulder bolt 1/2 x 1-3/4"	1
23	31-1012	Tire fond 3/8 x 1-1/4"	Lag bolt 3/8 x 1-1/4"	8
24	33-0003	Rondelle plate 3/8	Flat washer 3/8	10
25	33-0009	Rondelle Frein 3/8	Lock washer 3/8	2
26	32-0011	Écrou Hexagon Galvanisé 3/8-16	Hexagon nut Galvanize 3/8-16	2
27	32-0003	Écrou Nylon 3/8-16	Lock Nut 3/8-16	45
28	32-0015	Écrou Hexagon 1/2-20	Hexagon nut 1/2-20	1
29	30-1201	Ressort	Spring	1
30	21-3014	Loquet de Patte	Leg pin	4
31	30-0003	Goupille	Hitch pin	4
32	40-4011	Support	Support	4
33	21-3017	Plaque 3/8 x 2 x 4	Plaque 3/8 x 2 x 4	4
34	31-1004	Boulon en "U" 3/8 x 2 pipe	"U" bolt 3/8 x 2 pipe	4



GM 6120

1 / 2

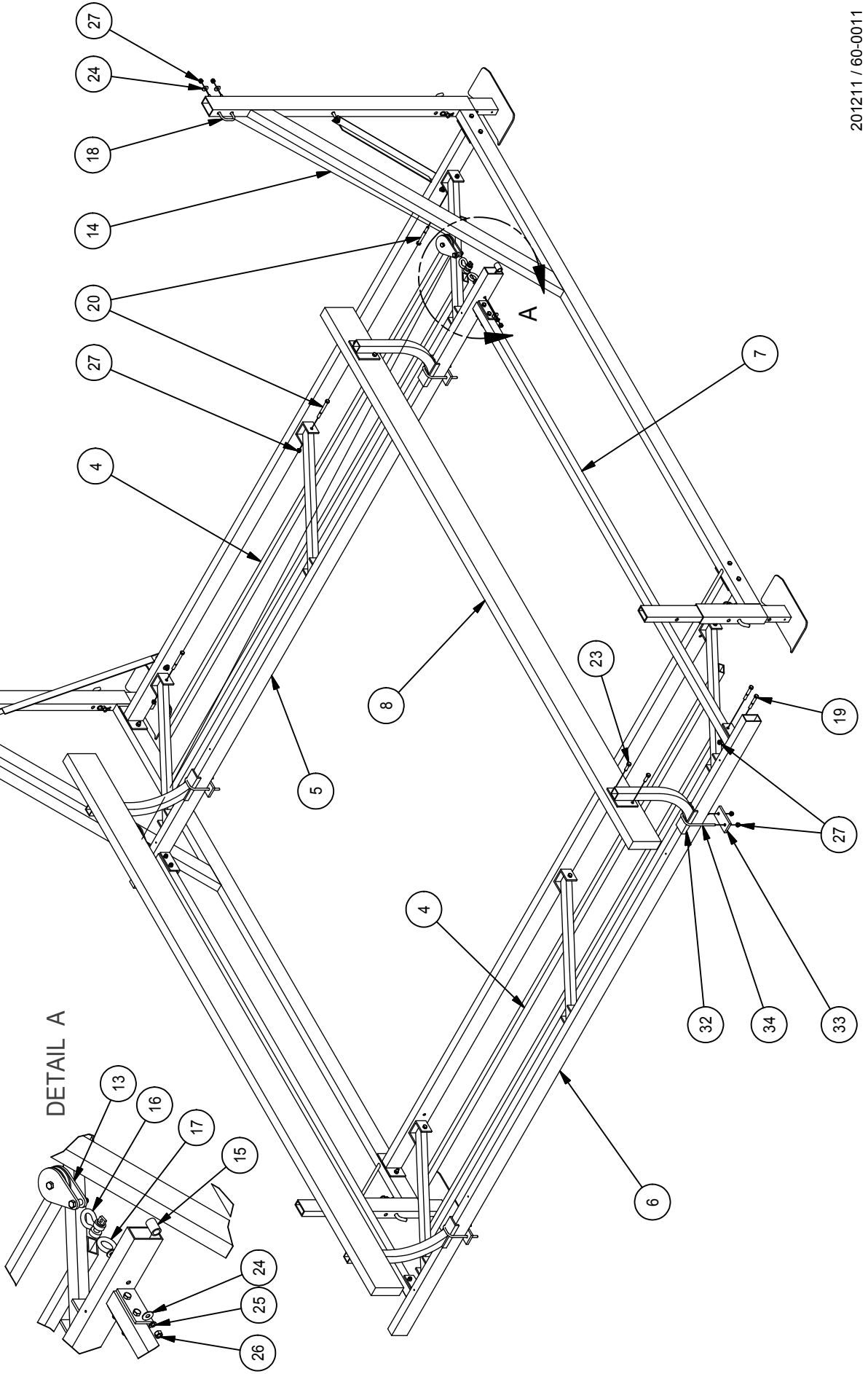




GM 6120

2 / 2

Ce dessin ne peut être reproduit sans notre autorisation



This drawing cannot be reproduced without our authorization